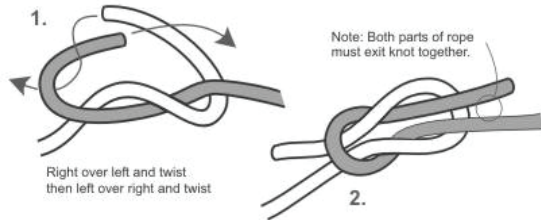


Square Knot

Uses: tying your shoes (and that's about it)

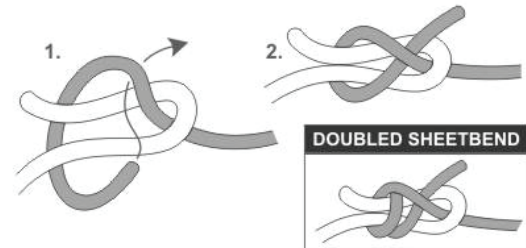
Notes: this knot collapses or "capsizes" too easily to be used for anything serious.



Sheet Bend

Uses: good for tying two ropes together, especially if one is a larger diameter than the other.

Notes: named for its ability to tie ropes onto sails or "sheets", this knot is easy to learn and very reliable. For extra-strong knots, you can use the double-sheet-bend too. In either case, the ends of the ropes should be on the same side of the knot.



Bowline

Uses: making a pretty secure loop that's easy to tie and untie.

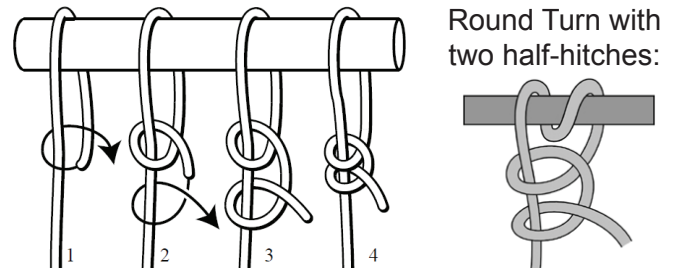
Notes: can also be used to link two ropes together with bowlines on each end. But be careful: this knot can come untied if it's not "under load".



Two Half Hitches

Uses: simple knot for attaching a rope to another object (a tree, pole, etc.)

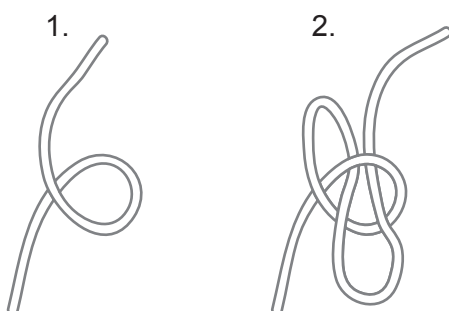
Notes: Use a "turn" to make this an even more secure knot. This is a good knot for tying clotheslines or tarps to trees.



Slip Knot

Uses: making a simple loop that is easy to tighten and can be easily untied.

Notes: do not use this knot for climbing, or anything where it would be disastrous if the knot came untied.



Taut-Line Hitch

Uses: securing tent guy-lines.

Notes: this is a handy knot to know if you need to tighten and loosen lines, but it can slip in some circumstances, so don't trust your life with it. Do not tie around your waist!

