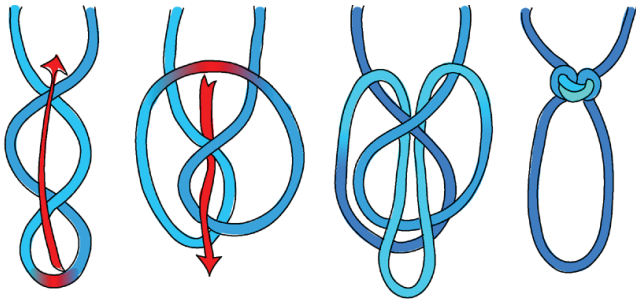


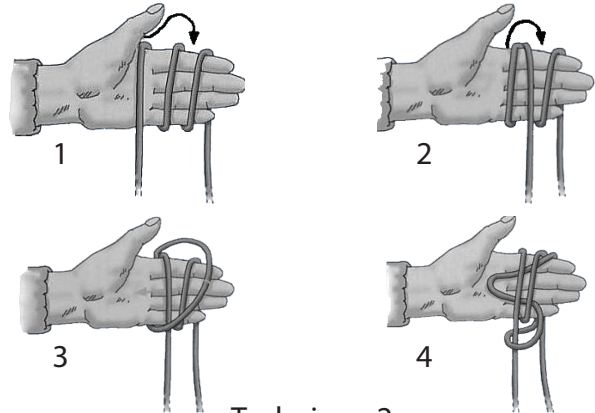
Alpine Butterfly (aka Linesman's Loop)

Uses: making a very secure loop. Very easy to tie and untie.

Notes: this knot, like the Figure 8 Loop, can be tied in the middle of a line, without access to the ends.



Technique 1



Technique 2

Figure 8

Uses: excellent stopper knot - much better than the overhand knot.

Notes: forms the basis for many other knots, like the Figure 8 Loop, the Double Karash, and "Bunny Ears".




Figure 8 Loop (aka Figure 8 on a bight)

Uses: making a very secure loop. Very easy to tie and untie.

Notes: like the alpine butterfly, can be tied in the middle of the line.


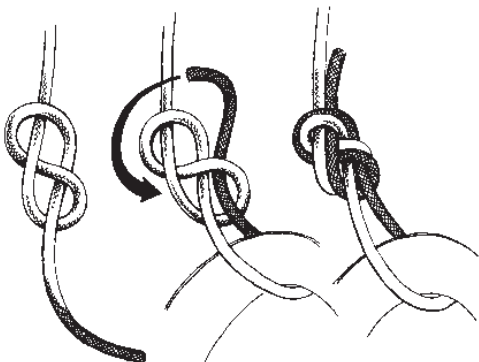


Figure 8 Loop (rewoven)

Uses: making a very secure loop around something.

Notes: this is a good knot, but the bowline is probably easier to tie for this application.



Adjustable Hitch Grip

Uses: securing tent guy-lines.

Notes: faster, simpler, and as secure as the Taut Line Hitch, this can be completed with a bight as a quick-release.

